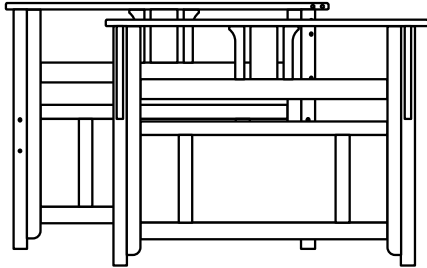



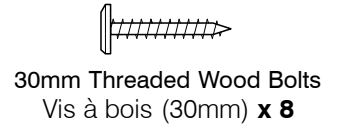
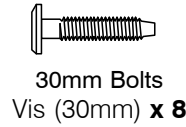
**1A One pair of Daybed Arms in this Box**

Une paire de bras de lit de jour dans cette boîte



**1B Hardware in this Box**

Quincaillerie dans cette boîte

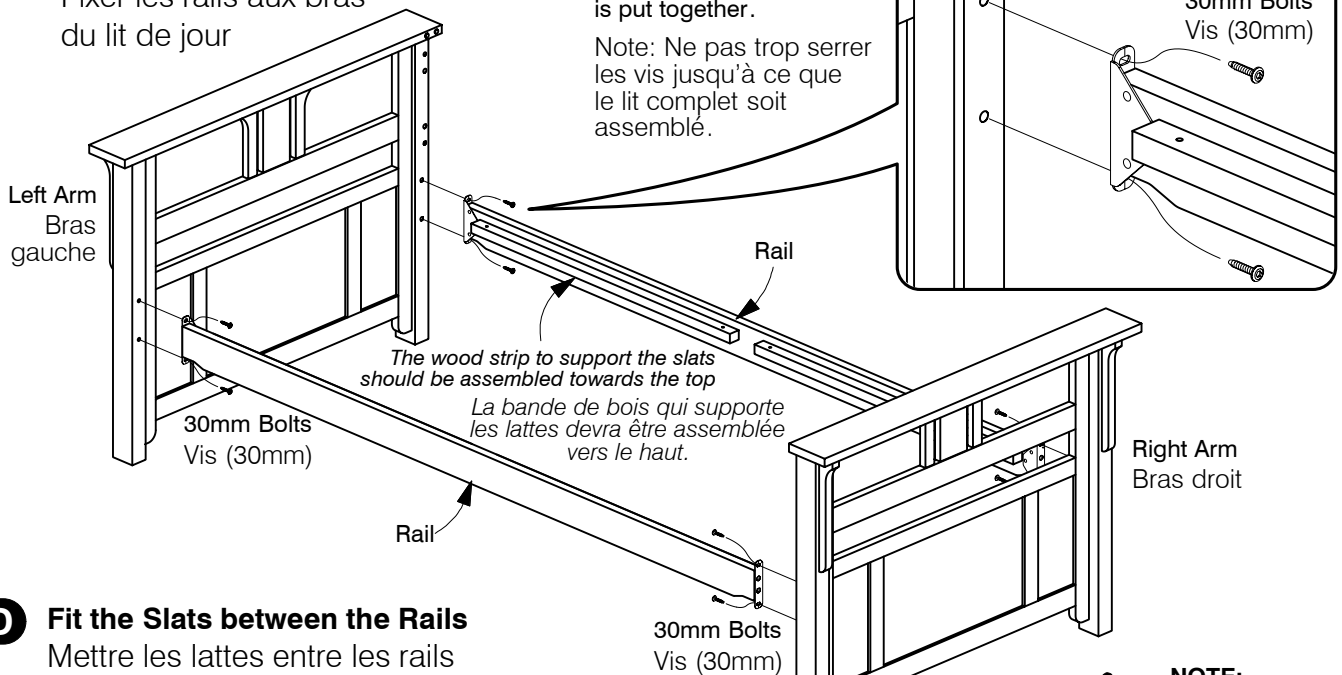


**1C Fix the Rails to the Daybed Arms**

Fixer les rails aux bras du lit de jour

✓ Note: Don't fully tighten the Bolts until the whole frame is put together.

Note: Ne pas trop serrer les vis jusqu'à ce que le lit complet soit assemblé.



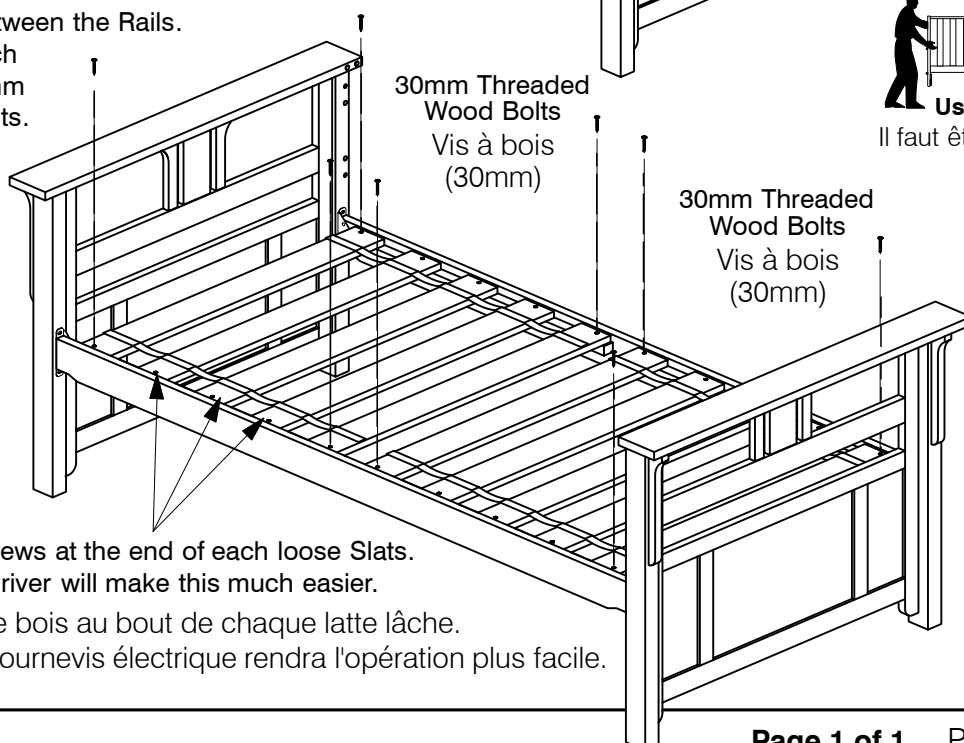
**1D Fit the Slats between the Rails**

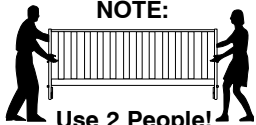
Mettre les lattes entre les rails

Lay the slats out between the Rails.

The end slats of each set is fixed with 30mm Threaded Wood Bolts.

Poser les lattes entre les rails. Le bout des lattes de chaque ensemble est fixé avec des vis de bois filées 30mm.



**NOTE:**  
  
**Use 2 People!**  
Il faut être 2 personnes!

Use the Wood Screws at the end of each loose Slats.

An electric screwdriver will make this much easier.

Utiliser des vis de bois au bout de chaque latte lâche.

L'utilisation d'un tournevis électrique rendra l'opération plus facile.