


# BIFOLD FUTON FRAME FUTON À CHÂSSIS PLIANT

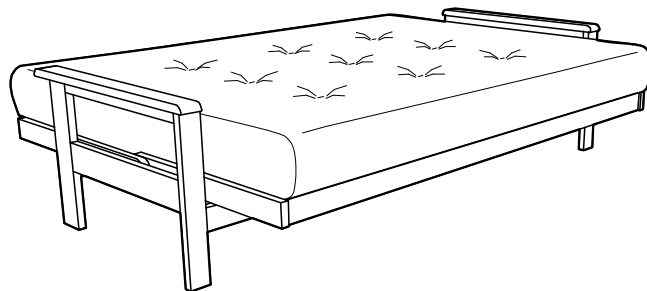
This instruction shows Full Body size.  
Procédure is the same for other sizes.  
Cette instruction démontre la  
grandeur double. La procédure est  
la même pour les autres grandeurs

OPA-1016 F

## 1 Assembled views Vue une fois assemblé

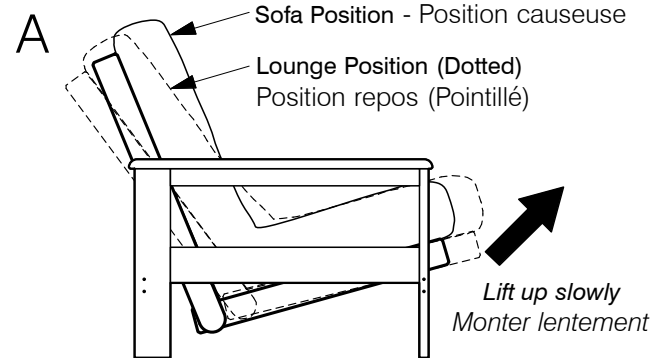


**Sofa Position**  
Position causeuse

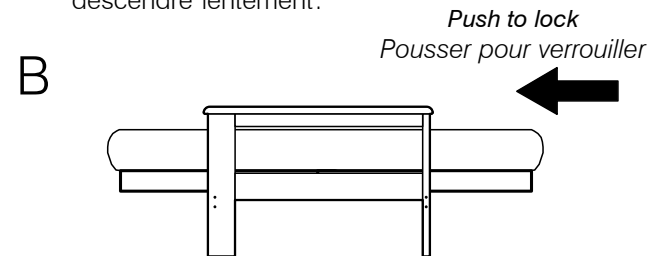


**Bed Position**  
Position lit

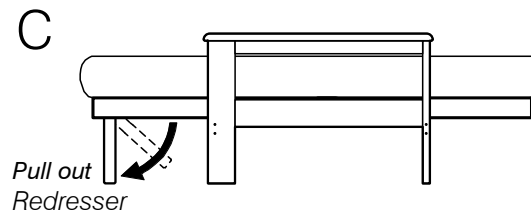
## 2 Sofa and Lounge to Bed Position De la position causeuse et repos à la position lit



Pull up gently, and let the back drop down slowly.  
Tirer doucement, et laisser le dossier descendre lentement.

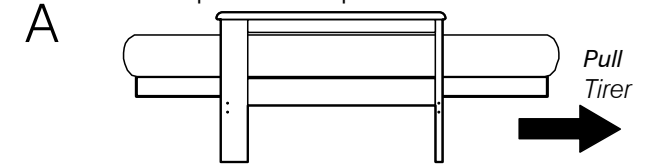


Lock in bed position.  
Verrouiller en position lit.

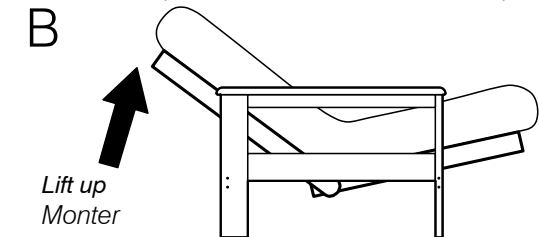


Queen size only:- Pull out the short legs.  
Grandeur "Queen" seulement: Redresser la petite patte.

## 3 Bed to Lounge Position De lit à la position repos

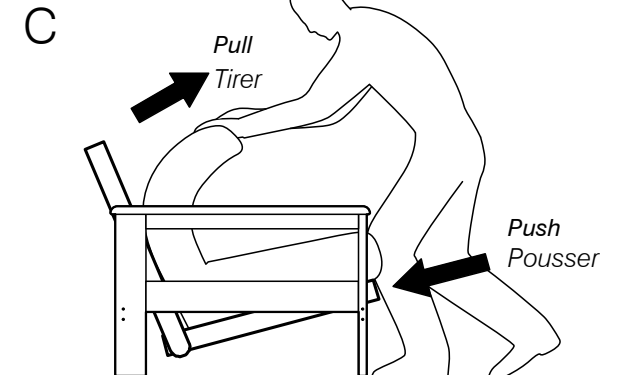


Pull out to unlock - Don't forget!  
Tirer pour déverrouiller - N'oubliez pas!



From the back: Lift up to lounge position.  
De l'arrière: Monter pour la position repos.

## 4 Lounge to Sofa Position - De repos à la position causeuse



From the front: Pull back on the mattress and push into final position with your leg. - De l'avant: Tirer sur le matelas et pousser en position finale avec votre jambe.