

Operating Instructions

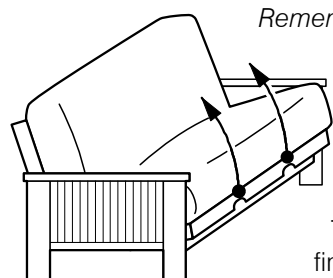
From **Sofa** to **Lounge** and **Bed** positions

SHOE FITTINGS™ Bronze

ND 0904

When your frame is new, the mechanism may be a little stiff. It will loosen up with use. Always use two hands in the Handles provided.

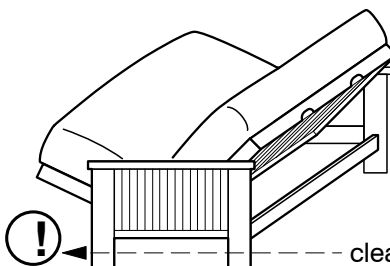
1 Start in the Sofa Position



Remember: Always operate from the front, using both Handles!

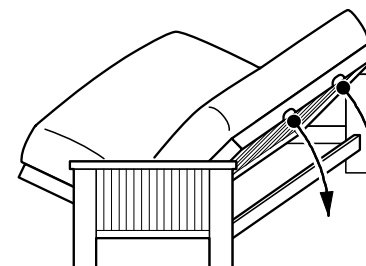
Lift straight up. The Back will fall and find its "Lock Position".

2 Warning - Keep the Back Clear

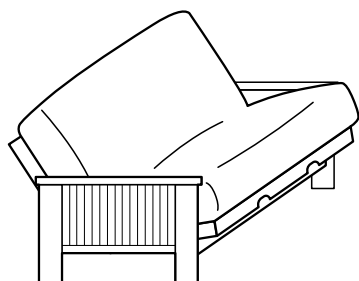


To prevent damage or injury*, be sure that the Back of the frame is clear of all obstructions.

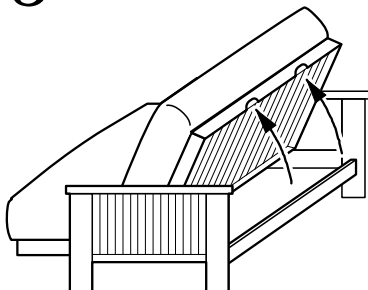
3 Bring the Seat down...



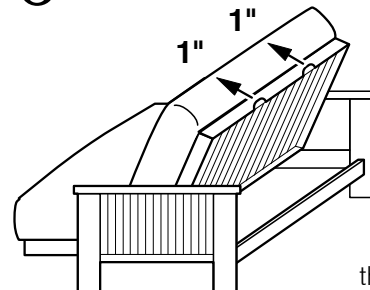
4 ...into the Lounge Position



5 Lift the Seat so the Back lies flat



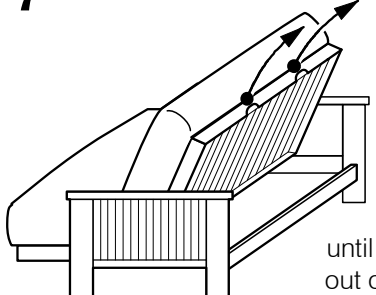
6 Release the "Lock"



Only 1 inch is enough!

Lightly push forward to release the Seat from its "Lock"

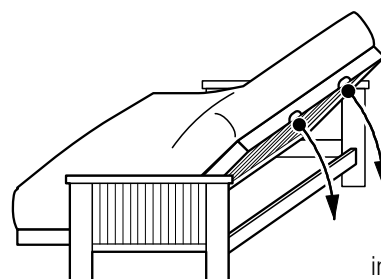
7 Lift up sharply



!! Make sure the seat is pulled out on both sides !!

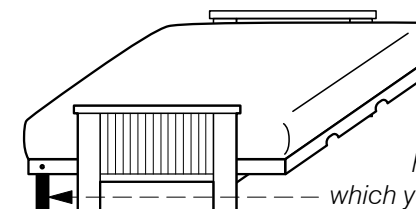
Sharply pull the Seat up towards you until the Seat is fully lifted out of the "Lock" position.

8 Lower the Seat



When the Seat is fully lifted out, lower the Seat down until it Snaps into the Bed Position.

9 The Bed position



NOTE: The Queen Size has two small legs which you need to extend

* Please Note: If the rollers of the mechanism become improperly disengaged, the Back Deck could come down more quickly than you expect!

Operating Instructions

From **Bed** to **Lounge** and **Sofa** positions

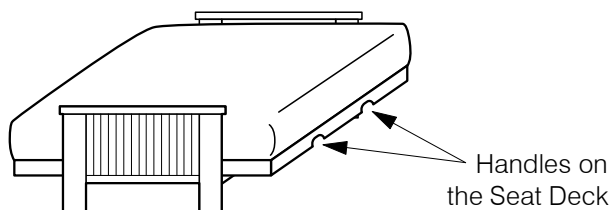
SHOE FITTINGS™ Bronze

ND 0904

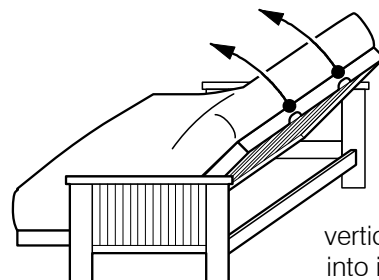
When your frame is new, the mechanism may be a little stiff. It will loosen up with use. Always use two hands in the Handles provided.

1 Start in the Bed position

Remember: Always operate from the front, using both Handles!




2 Lift up with Both Handles



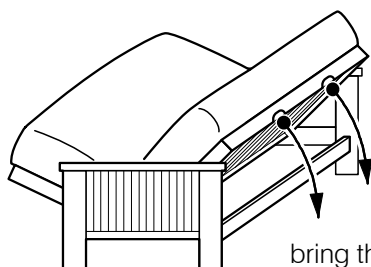
As it approaches vertical the Seat will snap into its "Locked" Position.

3 The "Lock Position"



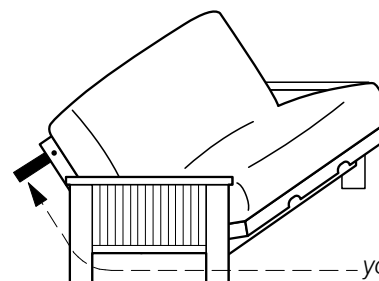
This is where you want to be.

4 Bring the Seat down...



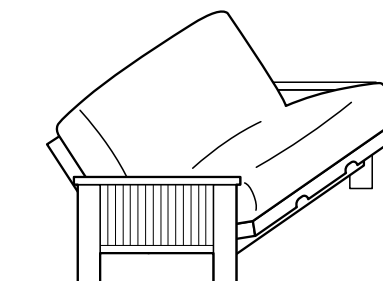
With the Seat and the Back "Locked" together, bring the Seat down gently.

5 ...into the Lounge Position

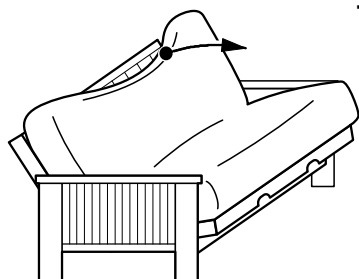


NOTE: The Queen Size has two small legs which you need to fold away.

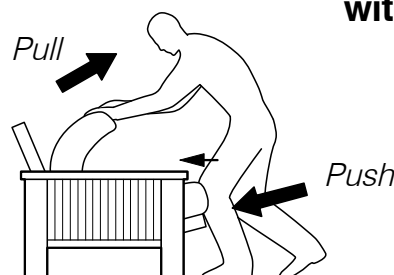
6 The Lounge Position



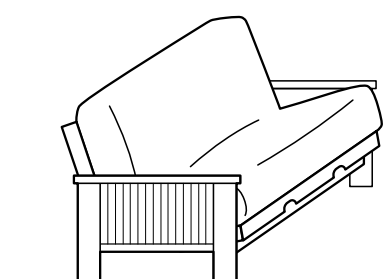
7 Pull the Mattress toward you...



8 ...and push in the Seat with your leg



9 The Sofa Position



Enjoy!

* Please Note: If the rollers of the mechanism become improperly disengaged, the Back Deck could come down more quickly than you expect!