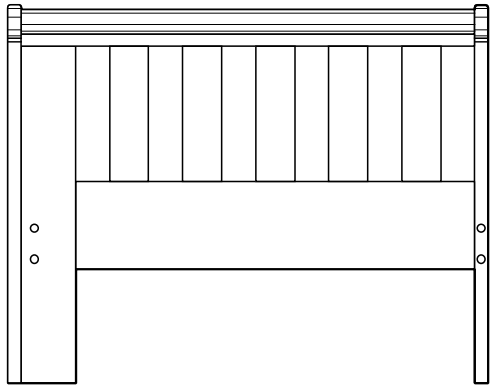
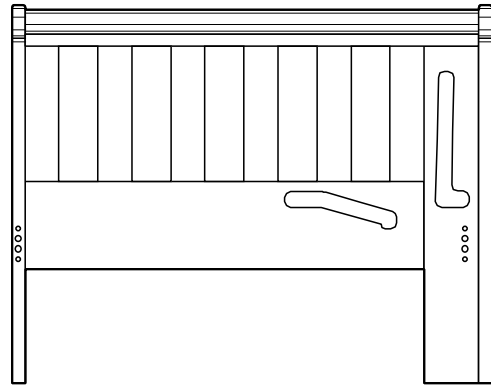


**1A** One pair of Bifold Arms.

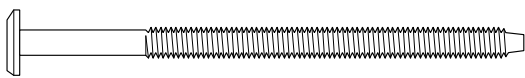


Arm (Outside View)



Arm (Inside View)


**1B** Hardware in this box.



100mm Bolts **x 4**  
For Front Leg



Barrel Nuts  
**x 8**



Wooden Dowel  
**x 8**



60mm Bolts **x 4**  
For Back Leg



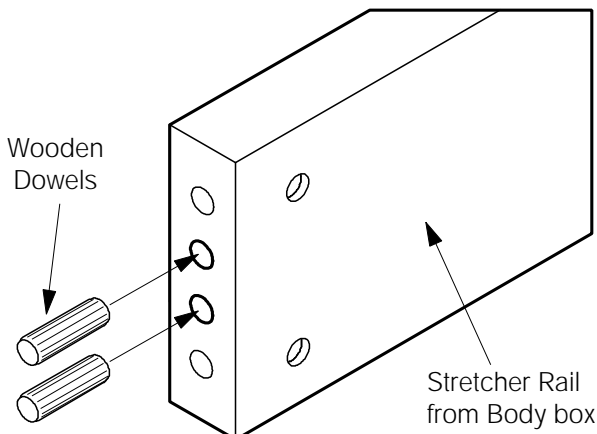
Wood Buttons  
**x 8**



Allen Key  
**x 1**

**1C** Assembly the Bifold Body.

Tap Wooden Dowels all the way into the two middle holes in the ends of the Stretchers.



**1D** Fit Wood Button into the Arm Holes.

AFTER TOTAL ASSEMBLY:

Push fit or lightly tap the Wooden Buttons into the Bolt holes on the Arms.

